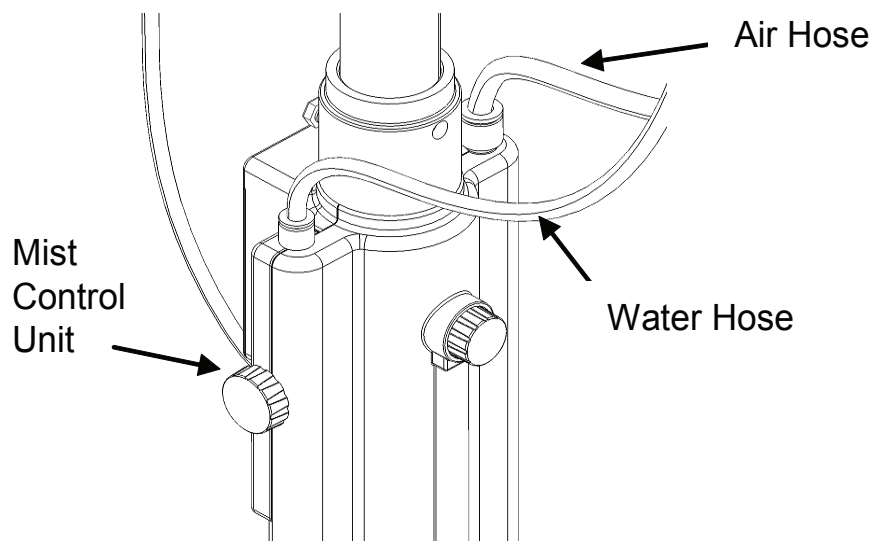


Owner's Manual Supplemental Instructions

How to prime the water pump*

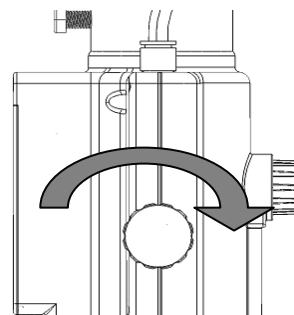
After the misting fan is assembled,

- Fill water tank with drinking water
- Disconnect the air hose
- Adjust the mist control unit to "FULL Open". Refer to "How to adjust Mist Density"
- Turn misting unit to the "ON" position
- Wait until water starts to come out of the nozzles, then re-connect the air hose
- Your water pump is now primed

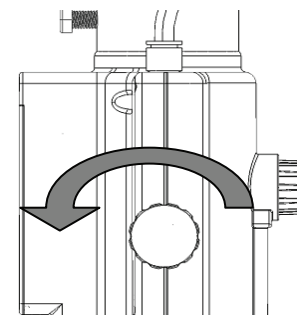


How to adjust mist density

- Adjust the mist density by rotating the knob on the Mist Control Unit.
- Increase the mist density by rotating the knob counter clockwise.
- Decrease the mist density by rotating the knob clockwise.



Decrease mist density
(clockwise)



Increase mist density
(counter clockwise)

If you have any questions please contact auraMIST customer service at 1-800-320-6478 or visit our website.

www.auraMIST.net

* Prime water pump before initial use, or when a no mist condition is experienced.